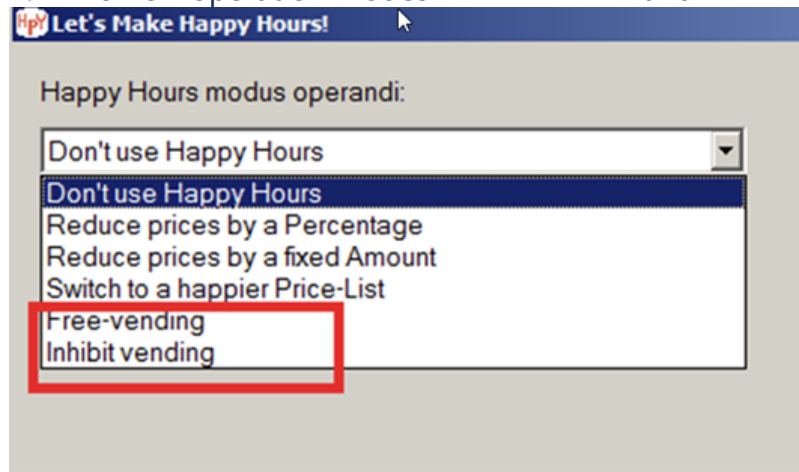


Firmware: <http://172.31.25.14/36/test/TelevendC6-1-16-11-b86.bin>

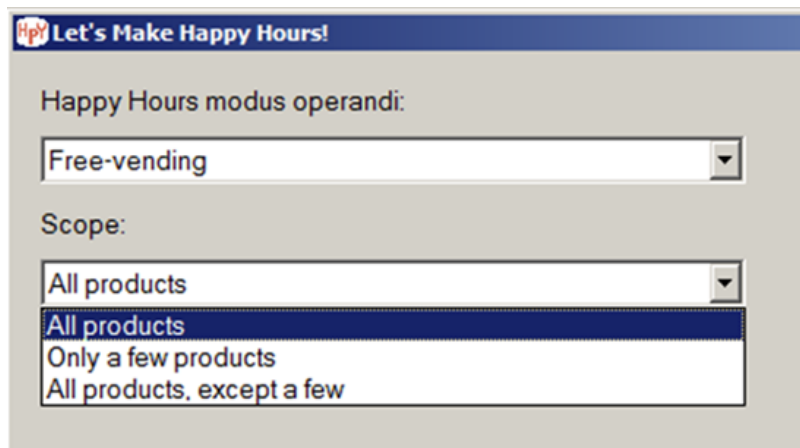
1. Two new operation modes – **FREE-VEND** and **INHIBIT-VEND**



These two new Happy hour modes allow the machine to switch to the free-vend mode at a particular time or to ban sales.

For each of these two modes can be selected whether **free/inhibit** refers to:

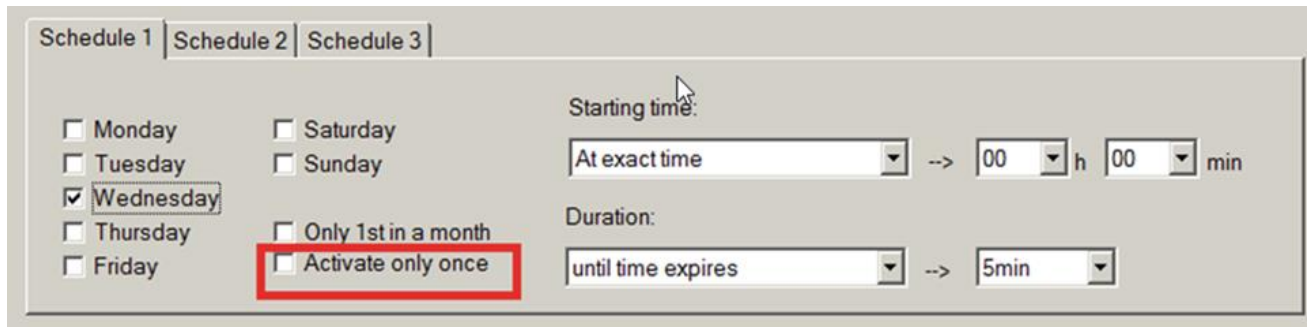
- a) all products,
- b) only a few products (up to 5),
- c) all products except a few (up to 5).



Limitation: if free/inhibit mode does not apply to all products, then up to five columns can be defined (note: those columns can only be columns from 1 to 63). It is possible to expand this range a bit more in the future.

2. ACTIVATE ONLY ONCE (non-repetitive schedule)

It is possible to declare a schedule as non-repetitive – in this case, Happy hour is executed only once and never again (note: as up to three schedules can be defined, it is possible to define up to three such non-repetitive events in a period of one week).



The screenshot shows a window with three tabs: 'Schedule 1', 'Schedule 2', and 'Schedule 3'. Under 'Schedule 1', there are checkboxes for days of the week: Monday, Tuesday, Wednesday (checked), Thursday, Friday, Saturday, and Sunday. Below these are two checkboxes: 'Only 1st in a month' and 'Activate only once', which is highlighted with a red rectangle. To the right, the 'Starting time' is set to 'At exact time' with a dropdown arrow, followed by '00' h and '00' min. The 'Duration' is set to 'until time expires' with a dropdown arrow, followed by '5min'.

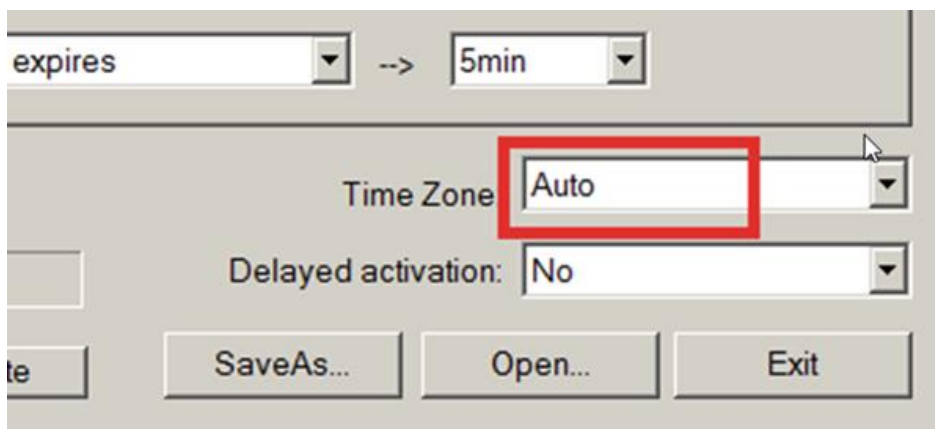
Limitation: the 'activate only once' checkbox is not available in some cases (e.g., if you define that the schedule is performed for more than one day a week).

3. NEW DISPLAY STRING "HAPPY HOUR"

4. HAPPY HOUR EVENT CAN LAST UP TO 24 HOURS

Limitation: backward compatibility is retained only for durations shorter than 6 hours.

5. AUTOMATIC TIME ZONE DETERMINATION



The screenshot shows a configuration window. At the top, there is a dropdown menu with 'expires' and a duration of '5min'. Below this, the 'Time Zone' dropdown is set to 'Auto' and is highlighted with a red rectangle. Below the 'Time Zone' dropdown is a 'Delayed activation' dropdown set to 'No'. At the bottom, there are three buttons: 'SaveAs...', 'Open...', and 'Exit'.

When the "Auto" time zone option is selected, then the Televend box tries to determine the time zone using data from the modem or TZ +/TZ- special handling.

6. R_AUDIT / HAPPY COMMAND SUPPORTED

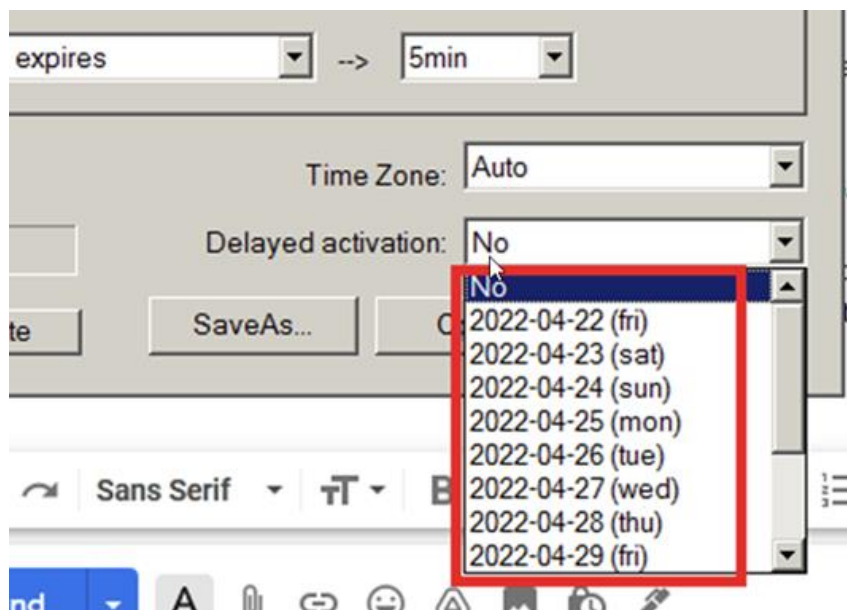
This command can be used to interpret which was the last Happy hour configuration string sent to the Televend box.

7. HAPPY HOUR INACTIVATION EVENT

This enables the Televend box to raise an event when the Happy hour mode is deactivated (until now Televend reported only when the Happy hour was activated).

8. DELAYED APPLICATION OF HAPPY-HOUR CONFIGURATION STRING

Configuration string can be applied with delay (up to 14 days). In this case, the application starts from midnight on the specified date. Until then, the previous Happy hour configuration (if it exists on that machine) is applied.



Limitation: only one configuration string with delay can be saved in Televend. If multiple configuration strings with a delay are sent to the Televend, it will only remember the last one which was sent to it.